

# SHAH ALLOYS LTD.

Corp. Office : Shah Alloys Corporate House, Sola - Kalol Road, Santej, Ta. Kalol, Dist. Gandhinagar- 382721  
Regd. Office : 5/1, Shreeji House, 5th Floor, Behind M.J.Library, Ashram Road, Ahmedabad- 6. India



Phone : 02764 - 661100

Fax : 02764 - 661110

E-mail : info@shahalloys.com 5th November 2014

Department of Corporate Service  
**Bombay Stock Exchange Ltd.**  
Phiroze Jeejeebhoy Tower  
Dalal Street  
**Mumbai 400 001**

The Manager  
Listing Department  
**National Stock Exchange of India Ltd.**  
Exchange Plaze, Plot No. C/1, G-Block  
Bandra – Kurla Complex, Bandra (E)  
**Mumbai 400 051**

**BSE Scrip Code: 513436**

**NSE Symbol - SHAHALLOYS**

Dear Sir,

**Sub: Submission of Shareholding Pattern as per Clause 35 of the Listing Agreement for the Quarter ended on 30.09.2014**

This has reference to our letter date 7.10.2014 and subsequent telephonic discussion, we submit that inadvertently in the covering letter BSE scrip code and NSE Symbol was wrongly mentioned. As such we once again enclose herewith Shareholding pattern for the Quarter ended on 30<sup>th</sup> September 2014.

You are requested to take the same on record and acknowledge the receipt of the same.

Thanking you,


Yours faithfully,  
for Shah Alloys Ltd.

Company Secretary  
Encl.a.a.

**Introductory sub-table (I)(a)**

<b>Name of the Company: SHAH ALLOYS LIMITED (CIN: L27100GJ1990PLC014698)</b>			
<b>Scrp Code, Name of the scrip, class of security: BSE: 513436, NSE: SHAHALLOYS</b>			
<b>Quarter ended: 30.09.2014</b>			
<b>Partly paid-up shares:-</b>	<b>No. of partly paid-up shares</b>	<b>As a % of total no. of partly paid-up shares</b>	<b>As a % of total no. of shares of the company</b>
Held by promoter/promoter group	0	0	0
Held by public	0	0	0
<b>Total</b>	<b>0</b>	<b>0</b>	<b>0</b>
<b>Outstanding convertible securities:-</b>	<b>No. of outstanding securities</b>	<b>As a % of total no. of outstanding convertible securities</b>	<b>As a % of total no. of shares of the company, assuming full conversion of the convertible securities</b>
Held by promoter/promoter group	0	0	0
Held by public	0	0	0
<b>Total</b>	<b>0</b>	<b>0</b>	<b>0</b>
<b>Warrants:-</b>	<b>No. of warrants</b>	<b>As a % of total no. of warrants</b>	<b>As a % of total no. of shares of the company, assuming full conversion of warrants</b>
Held by promoter/promoter group	0	0.00	0.00
Held by public	0	0.00	0.00
<b>Total</b>	<b>0</b>	<b>0.00</b>	<b>0.00</b>
<b>Total paid-up capital of the company, assuming full conversion of warrants and convertible securities</b>	<b>19797540</b>		


FOR, SHAH ALLOYS LIMITED

  
 COMPANY SECRETARY

**Statement Showing Shareholding Pattern as on 30.09.2014**

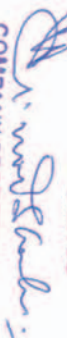
BSE: 513436, NSE: SHAHALLOYS			Table (I)(a)		SHAH ALLOYS LIMITED			
Category code	Category of Shareholder	Number of Shareholders	Total number of shares	Number of shares held in dematerialized form	Total shareholding as a percentage of total number of shares		Shares Pledged or otherwise encumbered	
					As a percentage of(A+B) <sup>1</sup>	As a percentage of(A+B+C)	Number of shares	As a percentage
(I)	(II)	(III)	(IV)	(V)	(VI)	(VII)	(VIII)	(IX)= (VIII)/(IV)*100
<b>(A)</b>	<b>Shareholding of Promoter and Promoter Group<sup>2</sup></b>							
<b>1</b>	<b>Indian</b>							
(a)	Individuals/ Hindu Undivided Family	7	10729246	10729246	54.19	54.19	10590370	98.71
(b)	Central Government/ State Government(s)	0	0	0	0.00	0.00	0	0.00
(c)	Bodies Corporate	0	0	0	0.00	0.00	0	0.00
(d)	Financial Institutions/ Banks	0	0	0	0.00	0.00	0	0.00
(e)	Any Others(Specify)	0	0	0	0.00	0.00	0	0.00
	<b>Sub Total(A)(1)</b>	<b>7</b>	<b>10729246</b>	<b>10729246</b>	<b>54.19</b>	<b>54.19</b>	<b>10590370</b>	<b>98.71</b>
<b>2</b>	<b>Foreign</b>							
a	Individuals (Non-Residents Individuals/ Foreign Individuals)	0	0	0	0.00	0.00	0	0.00
b	Bodies Corporate	0	0	0	0.00	0.00	0	0.00
c	Institutions	0	0	0	0.00	0.00	0	0.00
d	Qualified Foreign Investor	0	0	0	0.00	0.00	0	0.00
e	Any Others(Specify)	0	0	0	0.00	0.00	0	0.00
	<b>Sub Total(A)(2)</b>	<b>0</b>	<b>0</b>	<b>0</b>	<b>0.00</b>	<b>0.00</b>	<b>0</b>	<b>0.00</b>
	<b>Total Shareholding of Promoter and Promoter Group (A)= (A)(1)+(A)(2)</b>	<b>7</b>	<b>10729246</b>	<b>10729246</b>	<b>54.19</b>	<b>54.19</b>	<b>10590370</b>	<b>98.71</b>
<b>(B)</b>	<b>Public shareholding</b>							
<b>1</b>	<b>Institutions</b>							
(a)	Mutual Funds/ UTI	0	0	0	0.00	0.00	0	0.00
(b)	Financial Institutions/ Banks	0	0	0	0.00	0.00	0	0.00
(c)	Central Government/ State Government(s)	0	0	0	0.00	0.00	0	0.00
(d)	Venture Capital Funds	0	0	0	0.00	0.00	0	0.00
(e)	Insurance Companies	2	1746624	1746624	8.82	8.82	0	0.00
(f)	Foreign Institutional Investors	0	0	0	0.00	0.00	0	0.00
(g)	Foreign Venture Capital Investors	0	0	0	0.00	0.00	0	0.00
(h)	Qualified Foreign Investor	0	0	0	0.00	0.00	0	0.00
(i)	Any Other (specify)	0	0	0	0.00	0.00	0	0.00
	<b>Sub-Total (B)(1)</b>	<b>2</b>	<b>1746624</b>	<b>1746624</b>	<b>8.82</b>	<b>8.82</b>	<b>0</b>	<b>0.00</b>
<b>B 2</b>	<b>Non-institutions</b>							
(a)	Bodies Corporate	171	2761655	2760855	13.95	13.95	0	0.00
(b)	Individuals							
i	Individuals -i Individual shareholders holding nominal share capital up to Rs 1 lakh	8213	3505754	3013522	17.71	17.71	0	0.00
ii	Individual shareholders holding nominal share capital in excess of Rs. 1 lakh	46	909676	897676	4.59	4.59	0	0.00
(c)	Qualified Foreign Investor	0	0	0	0.00	0.00	0	0.00
(d)	Any Other (specify) (d-i) TRUSTS	1	200	200	0.00	0.00	0	0.00
(d-i)	Non Resident Indians	59	141280	139280	0.71	0.71	0	0.00
(d-ii)	Clearing Members	6	3105	3105	0.02	0.02	0	0.00
	<b>Sub-Total (B)(2)</b>	<b>8496</b>	<b>7321670</b>	<b>6814638</b>	<b>36.98</b>	<b>36.98</b>	<b>0</b>	<b>0.00</b>
<b>(B)</b>	<b>Total Public Shareholding (B)= (B)(1)+(B)(2)</b>	<b>8498</b>	<b>9068294</b>	<b>8561262</b>	<b>45.81</b>	<b>45.81</b>	<b>0</b>	<b>0.00</b>
	<b>TOTAL (A)+(B)</b>	<b>8505</b>	<b>19797540</b>	<b>19290508</b>	<b>100.00</b>	<b>100.00</b>	<b>10590370</b>	<b>53.49</b>
<b>(C)</b>	<b>Shares held by Custodians and against which Depository Receipts have been issued</b>							
1	Promoter and Promoter Group	0	0	0	0	0.00	0	0.00
2	Public	0	0	0	0	0.00	0	0.00
	<b>Sub-Total (C)</b>	<b>0</b>	<b>0</b>	<b>0</b>	<b>0</b>	<b>0</b>	<b>0</b>	<b>0</b>
	<b>GRAND TOTAL (A)+(B)+(C)</b>	<b>8505</b>	<b>19797540</b>	<b>19290508</b>	<b>100.00</b>	<b>100.00</b>	<b>10590370</b>	<b>53.49</b>

FOR, SHAH ALLOYS LIMITED

  
 COMPANY SECRETARY

SHAH ALLOYS LIMITED (CIN: L27100GJ1990PLC014698)  
 (1)(b) Statement showing holding of securities (including shares, warrants, convertible securities) of persons belonging to the category "Promoter and Promoter Group" as on 30.09.2014

Sr. No.	Name of the shareholder	Details of Shares held			Encumbered shares (*)		Details of warrants			Details of convertible securities			Total shares (including underlying shares assuming full conversion of warrants and convertible securities) as a % of diluted share capital
		Number of shares held	As a % of grand total (A)+(B)+(C)	Pledge Shares	As a percentage (V)=(V)/(III)*100	As a % of grand total (A)+(B)+(C) of sub-clause (I)(a)	Number of warrants held	As a % total number of warrants of the same class	Number of convertible securities held	As a % total number of convertible securities of the same class			
(i)	(ii)	(iii)	(iv)	(v)	(vi)=(v)/(iii)*100	(vii)	(viii)	(ix)	(x)	(xi)	(xii)		
1	RAJENDRABHAI V SHAH	7912404	39.97	7912404	100.00	39.97	0	0	0	0	39.97		
2	RAJENDRABHAI V SHAH HUF	1531960	7.74	1531960	100.00	7.74	0	0	0	0	7.74		
3	RAGINI R SHAH	1146006	5.79	1146006	100.00	5.79	0	0	0	0	5.79		
4	PRAKASH V SHAH	47000	0.24	0	0.00	0.00	0	0	0	0	0.24		
5	KARAN R SHAH	40000	0.20	0	0.00	0.00	0	0	0	0	0.20		
6	JAYESH V SHAH	29936	0.15	0	0.00	0.00	0	0	0	0	0.15		
7	ASHVIN V SHAH	21940	0.11	0	0.00	0.00	0	0	0	0	0.11		
<b>TOTAL</b>		<b>10729246</b>	<b>54.19</b>	<b>10590370</b>	<b>98.71</b>	<b>53.49</b>	<b>0</b>	<b>0</b>	<b>0</b>	<b>0</b>	<b>54.19</b>		

FOR SHAH ALLOYS LIMITED  
  
 COMPANY SECRETARY

**SHAH ALLOYS LIMITED (CIN: L27100GJ1990PLC014698)**

(1)(c)(i) Statement showing holding of securities (including shares, warrants, convertible securities) of persons belonging to the category "Public" and holding more than 1% of the total number of shares as on 30.09.2014

Sr. No.	Name of the shareholder	Number of shares held	Shares as a percentage of total number of shares (i.e., Grand Total (A)+(B)+(C) indicated in Statement at para (1)(a) above)	Details of warrants		Details of convertible securities		Total shares (including underlying shares assuming full conversion of warrants and convertible securities) as a % of diluted share capital
				Number of warrants held	As a % total number of warrants of the same class	Number of convertible securities held	% w.r.t total number of convertible securities of the same class	
1	GUJARAT NRE CORE LTD	969769	4.90	0	0.00	0	0	4.90
2	SATELLITE MERCANTILES PVT LTD	901361	4.55					4.55
3	UNITED INDIA INSURANCE CO LTD	878577	4.44					4.44
4	GENERAL INSURANCE CORPORATION OF INDIA	868047	4.38	0	0.00	0	0	4.38
5	SAHARSH YARN PVT LTD	397743	1.99	0	0.00	0	0	1.99
<b>TOTAL</b>		<b>4011497</b>	<b>20.26</b>	<b>0</b>	<b>0.00</b>	<b>0</b>	<b>0</b>	<b>20.26</b>

(1)(c)(ii) Statement showing holding of securities (including shares, warrants, convertible securities) of persons (together with P/AC) belonging to the category "Public" and holding more than 5% of the total number of shares of the company

Sr. No.	Name(s) of the shareholder(s) and the Persons Acting in Concert (P/AC) with them	Number of shares	Shares as a percentage of total number of shares (i.e., Grand Total (A)+(B)+(C) indicated in Statement at para (1)(a) above)	Details of warrants		Details of convertible securities		Total shares (including underlying shares assuming full conversion of warrants and convertible securities) as a % of diluted share capital
				Number of warrants	As a % total number of warrants of the same class	Number of convertible securities held	% w.r.t total number of convertible securities of the same class	
1	NIL	0	0.00	0	0	0	0	0.00
<b>TOTAL</b>		<b>0</b>	<b>0.00</b>	<b>0</b>	<b>0</b>	<b>0</b>	<b>0</b>	<b>0.00</b>

**SECRETARY**  
  
**FOR, SHAH ALLOYS LIMITED**  
**COMPANY SECRETARY**

(I)(d) Statement showing details of locked-in shares

Sr. No.	Name of the shareholder	Number of locked-in shares	Locked-in shares as a percentage of total number of shares {i.e., Grand Total (A)+(B)+(C) indicated in Statement at para (I)(a) above}
1	Nil	0	0.00
2	Nil	0	0.00
<b>TOTAL</b>		<b>0</b>	<b>0.00</b>


(II)(a) Statement showing details of Depository Receipts (DRs)

Sr. No.	Type of outstanding DR (ADRs, GDRs, SDRs, etc.)	Number of outstanding DRs	Number of shares underlying outstanding DRs	Shares underlying outstanding DRs as a percentage of total number of shares {i.e., Grand Total (A)+(B)+(C) indicated in Statement at para (I)(a) above}
1	--	--	--	--
2	--	--	--	--
<b>TOTAL</b>		<b>0</b>	<b>0</b>	<b>0.00</b>

(II)(b) Statement showing holding of Depository Receipts (DRs), where underlying shares held by "promoter/promoter group" are in excess of 1% of the total number of shares

Sr. No.	Name of the DR Holder	Type of outstanding DR (ADRs, GDRs, SDRs, etc.)	Number of shares underlying outstanding DRs	Shares underlying outstanding DRs as a percentage of total number of shares {i.e., Grand Total (A)+(B)+(C) indicated in Statement at para (I)(a) above}
1				
2				
<b>TOTAL</b>		<b>0</b>	<b>0</b>	<b>0.00</b>

FOR, SHAH ALLOYS LIMITED



COMPANY SECRETARY